

The cabinet that built Strong
The patented DURA-LAST® Cabinet
on Strong's Premium Series spas

Lifetime warranty, maintenance-free and energy-efficient!

- The first spa cabinet with a Lifetime Warranty
- Virtually indestructible cabinet
- Provides easy access to spa components
- Patented Dual-Walled Design
- Energy-Efficient



STRONG
WARRANTY



STRONG SPAS



781 585 7665 | sales@crystal-clear-pools.com



Foldaway, Integrated Step & Towel Holder Feature



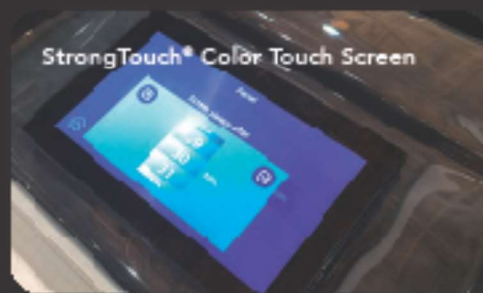
Optional DURA-SHIELD® Hard Cover



Higher Performance Jets



Neck/Shoulder Jets




StrongTouch® Color Touch Screen

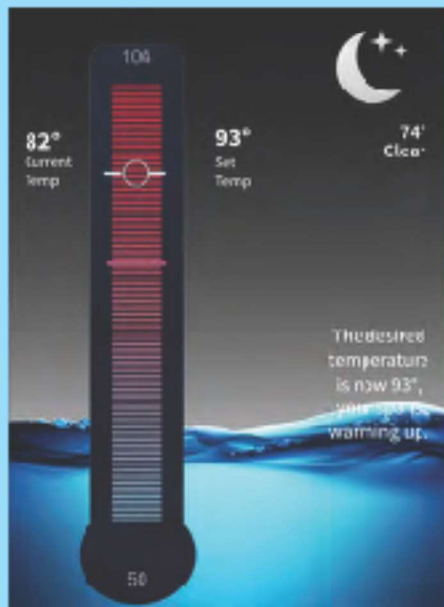
Featuring Strong's Exclusive Patented DURA-LAST® Cabinet System with a Lifetime Warranty!

A simple repair can be costly when spa components are buried in foam insulation. Imagine a car with the hood welded shut! Strong's acrylic spas afford easy 360° access for routine maintenance by providing energy-efficient perimeter insulation options, including our patented, dual-walled DURA-LAST® cabinet system.

- Insulated Double-Walled Construction. Proprietary foam insulation is sealed between resin walls, meaning easy access to spa components!
- Pump Heat Recycled/Reuse within cabinet air space for energy savings!
- Passed the rigorous California Energy Commission (CEC) Efficiency Test
- Insulated, integrated DURA-BASE® 10x thicker than standard bases.



NEW! Control your spa from anywhere through the optional WiFi App. Modify and monitor temperature, filtration, jets, lighting, usage, service and more!



Premium Madrid 60
91 x 91 x 36"
Lounge. Seats up to 6.



Premium Vienna 60
91 x 91 x 36"
Non-Lounge. Seats up to 7.



PREMIUM	Jets	Spa Body Dims. in Inches	Volts	Pump(s)	Topside Controls	Lighting	Multicolor Water Feature	Step & Towel Holder	O ³	Seats	DURA-BASE® Upgrade	WiFi	UV	Bluetooth Sound System	DURA-SHIELD® HardCover with UltraStrong™ CoverLift
Premium Madrid 60 Lounger Includes 4 shell color choices.	60 Two-Tone Massage, Includes Jumbo Foot Jet	91x91x36	240V	2 x 58HP pumps + drc pump + Diversers	Color Touchscreen	Underwater LED + LED Controls + Cabinet LEDs	Backlit LED Waterfall + Dual LED Columns	LED Lighted Step & Towel Holder	Inc.	Up to 6	Included	Available Option	Available Option	Available Option	Available Option
Premium Vienna 60 Non-Lounger Includes 4 shell color choices.	60 Two-Tone Massage, Includes Jumbo Foot Jet	91x91x36	240V	2 x 58HP pumps + drc pump + Diversers	Color Touchscreen	Underwater LED + LED Controls + Cabinet LEDs	Backlit LED Waterfall + Dual LED Columns	LED Lighted Step & Towel Holder	Inc.	Up to 7	Included	Available Option	Available Option	Available Option	Available Option

DURA-LAST® Cabinet Colors



Millstone



Cobblestone



Gray Granite

Triple Bond Acrylic Shell Colors




Sterling Silver



Tuscan Sun



Storm Clouds




Midnight Canyon

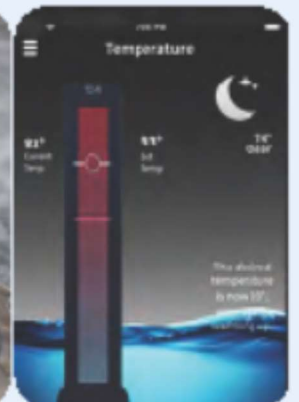
Premium Series Optional Upgrades



DURA-SHIELD HardCover with UltraStrong CoverLift



Bluetooth-Ready Sound System with Subwoofer and 2 Marine-Grade Topside Speakers



Control your spa from anywhere through the optional WiFi App. Modify and monitor temperature, filtration, jets, lighting, usage, service and more!



MADE IN THE USA

781 585 7665
 sales@crystal-clear-pools.com



- Simple. Quick. Easy. Zero to Ahhh in 30 seconds!**
- Built-in ULTRASTRONG™ CoverLift system. Choose CoverLift Assist or Fully-Automated.
 - Patented DURA-SHIELD Hardcover is as easy to open as a car door.
 - No barriers to entry.
- Lifetime Warranty* An investment in the life of your spa.**
- Pre-installed DURA-SHIELD Hardcover is worry-free.
 - Never worry about snow, as DURA-SHIELD will support 1000+ lbs. of load or debris.
 - A Strong Spa owner who chooses DURA-SHIELD enjoys convenience every day and money savings over time in never having to replace the cover.
- Safety DURA-SHIELD is designed with safety in mind.**
- Lockable.
 - Patented.
 - DURA-SHIELD is engineered to be quick and easy for an adult to open.
 - Specifically designed to protect against unwanted child entry.
- Energy Efficient Saves you energy and money!**
- DURA-SHIELD Hardcover keeps your spa hot and ready to use without wasting energy.
 - Unique design of the DURA-SHIELD hardcover ensures insulation will maintain that same R-value for many years.



Proprietary foam insulation is encapsulated within the dual-walled DURA-SHIELD HardCover.



strongspas.com 1.800.787.6649 #strongspas

HOME OF OUR PATENTED DURA-SHIELD® HARDCOVER with ULTRASTRONG™ COVERLIFT SYSTEMS

781 585 7665
 sales@crystal-clear-pools.com



Durasport Series				
Model / Jets	G-2 Legend Luxury 36-Jet	G-2 Legend 28-Jet	G-2L or G-2B Diamond 36-Jet	G-2L or G-2B Diamond 28-Jet
Seating	Lounger / up to 6	Lounger / up to 6	Lounger up to 6 or Non-Lounger up to 7	Lounger up to 6 or Non-Lounger up to 7
Spa Dim. in/cm.	74.5x74.5x32 / 189x189x81.2	74.5x74.5x32 / 189x189x81.2	74.5x74.5x32 / 189x189x81.2	74.5x74.5x32 / 189x189x81.2
Volume	300 USG / 1135 L	300 USG / 1135 L	300 USG / 1135 L	300 USG / 1135 L
Pump / Electrical	5BHP/240V / 2.5HP/230V	2BHP/120/240V / 2.5HP/230V	5BHP/240V / 2.5HP/230V	2BHP/120/240V / 2.5HP/230V
Unique Feature	Foldout Step/Towel Holder	Foldout Step/Towel Holder	Ice Bucket with Tray/Lid	Ice Bucket with Tray/Lid
Cover	Vinyl Soft Cover included	Vinyl Soft Cover included	Vinyl Soft Cover included	Vinyl Soft Cover included
Optional	Lift Assisted DURA-SHIELD	Lift Assisted DURA-SHIELD	Lift Assisted DURA-SHIELD	Lift Assisted DURA-SHIELD



- Durasport Spas feature:**
- Indestructible Resin Construction
 - DURA-SHIELD® HardCover with ULTRASTRONG™ CoverLift Assist
 - Foldaway Step & Towel feature on Legend Models
 - Built-in Ice Bucket on Diamond Models
 - Pedestal Base
 - Stainless Steel Jets
 - LED Points of Light
 - LED Water Columns
- Features may vary per model.



Durasport Series		
Model / Jets	R-19	
Seating	Up to 5	
Spa Body Dim.	75x32 in / 190x81.2 cm	
Volume	250 USG / 946 L	
Pump / Volts	2BHP/120/240V / 2.5HP/230V	
Cover	Vinyl Soft Cover included	

781 585 7665
 sales@crystal-clear-pools.com



Summit Series Acrylic Spas						
Model, Jet Count	DE-SL60 60-Jet	DE-S60 60-Jet	DE-SL50 50-Jet	DE-S50 50-Jet	DE-SL40 40-Jet	DE-S40 40-Jet
Seating	Lounger / up to 6	Non-Lounger / up to 7	Lounger / up to 5	Non-Lounger / up to 6	Lounger / up to 5	Non-Lounger / up to 6
Volume	480 USG / 1817 L	480 USG / 1817 L	400 USG / 1514 L	400 USG / 1514 L	300 USG / 1135 L	300 USG / 1135 L
Spa Body Dimensions in/cm	91x91x36 / 231x231x102	91x91x36 / 231x231x102	85x85x36 / 216x216x91.4	85x85x36 / 216x216x91.4	74x74x36 / 188x188x91.4	74x74x36 / 188x188x91.4
Pump(s)	240V: 2 x 58HP + Circ Pump 230V: 2 x 2.5HP + Circ Pump	240V: 2 x 58HP + Circ Pump 230V: 2 x 2.5HP + Circ Pump	240V: 2 x 58HP + Circ Pump 230V: 2 x 2.5HP + Circ Pump	240V: 2 x 58HP + Circ Pump 230V: 2 x 2.5HP + Circ Pump	240V: 1 x 58HP + Circ Pump 230V: 1 x 2.5HP + Circ Pump	240V: 1 x 58HP + Circ Pump 230V: 1 x 2.5HP + Circ Pump
Ozonator	Included	Included	Included	Included	Included	Included
Lighting	• 3 LED Water Columns • LED Exterior Cabinet Lighting • LED Cup Holders	• 3 LED Water Columns • LED Exterior Cabinet Lighting • LED Cup Holders	• 3 LED Water Columns • LED Exterior Cabinet Lighting • LED Cup Holders	• 3 LED Water Columns • LED Exterior Cabinet Lighting • LED Cup Holders	• 2 LED Water Columns • LED Exterior Cabinet Lighting • LED Cup Holders	• 2 LED Water Columns • LED Exterior Cabinet Lighting • LED Cup Holders
DURA-SHIELD® HardCover with ULTRA STRONG™ CoverLift Assist	Black. Included.	Black. Included.	Black. Included.	Black. Included.	Black. Included.	Black. Included.
DURA-BASE®	Included	Included	Included	Included	Included	Included
Full Color Touch Screen	Included	Included	Included	Included	Included	Included
Options:	• UV • WiFi • Stereo • FULLY AUTOMATED DURA-SHIELD HardCover	• UV • WiFi • Stereo • FULLY AUTOMATED DURA-SHIELD HardCover	• UV • WiFi • Stereo • FULLY AUTOMATED DURA-SHIELD HardCover	• UV • WiFi • Stereo • FULLY AUTOMATED DURA-SHIELD HardCover	• UV • WiFi • Stereo • FULLY AUTOMATED DURA-SHIELD HardCover	• UV • WiFi • Stereo • FULLY AUTOMATED DURA-SHIELD HardCover




Also available in Fully-Automated DURA-SHIELD HardCover!

Take the durability and strength of our hardcover and make the ease of use even simpler with Strong Spas' Fully-Automated DURA-SHIELD HardCover. A spa-industry first, this OEM fully-automated, UL-Approved hardcover features effortless open/close operation with a simple turn of a key!




NEW! Control your spa from anywhere through the optional WiFi App. Modify and monitor temperature, filtration, jets, lighting, usage, service and more!



781 585 7665
 sales@crystal-clear-pools.com



Standard Cabinet Corners / Sides



Coastal Gray



Mocha Brown


CRYSELECT Upgraded Cabinet Corners



Black Onyx



Bristol Brown



Carbon Fiber



NEW! Modern Farmhouse

CRYSELECT Upgraded Cabinet Sides

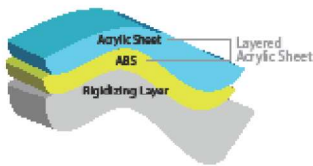


Brushed Nickel



Outerbanks

CRYLIC SPA FEATURES



Triple-Bond™ Shell
 Strength and Longevity. With our 3-Layer shell design, peeling, cracks, and delamination are a thing of the past. Environmentally-friendly process. No fiberglass means no dangerous VOCs. Strong's shell reinforcement contains no neuro-toxins or VOCs, and is both environmentally friendly and safe to use. Industry-leading warranty! We stand behind our product and our process!




StrongTouch Touch Screen
 Simple and fun to use! Precise, intelligent control of your spa is at your fingertips.

Triple-Bond Acrylic Shell Colors




Sterling Silver



Tuscan Sun



Storm Clouds



Midnight Canyon

SoftTouch LED Insignia Headrests
 Strong Spas' insignia, at aglow with LED lights, graces the comfortable SoftTouch headrests.

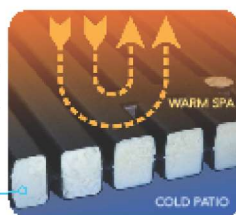


Fully-Automated DURA-SHIELD HardCover approved in N. America and Europe!

High-Performance Jets!
 Smooth & precise! Patent-pending design improves air draw performance by almost 50%! Higher Nozzle Velocity Improved Hydrotherapy



DURA-BASE®
 • Up to 10X thicker than the market's standard bases
 • Equivalent to a built-in spa pad. Minimal site prep required!
 • Impermeable and pest resistant
 • Proprietary thermal barrier
 • Lifetime Warranty!



DURA-BASE® recycles spa heat, saving energy and money!

SUGGESTED SPA COLOR COMBINATIONS
 Special Order combinations available upon request. See dealer for details.

Cabinet Corner Choices (synthetic materials)	Cabinet Side Colors (synthetic materials)	Acrylic Shell Colors
STANDARD		
• Coastal Gray (woodgrain)	• Coastal Gray (woodgrain)	• Sterling Silver • Midnight Canyon • Storm Clouds
• Mocha Brown (woodgrain)	• Mocha Brown (woodgrain)	• Sterling Silver • Midnight Canyon • Tuscan Sun
CRYSELECT UPGRADE		
• Black Onyx (woodgrain)	• Brushed Nickel • Outerbanks	• Sterling Silver • Midnight Canyon • Storm Clouds
• Bristol Brown (woodgrain)	• Outerbanks	• Sterling Silver • Midnight Canyon • Tuscan Sun
• Carbon Fiber (carbon fiber pattern)	• Brushed Nickel • Coastal Gray	• Sterling Silver • Midnight Canyon
• Modern Farmhouse (barnwood look)	• Outerbanks	• Sterling Silver • Midnight Canyon • Tuscan Sun